

Package Contents



UFiber ActiveEthernet



Wall Mount Bracket



Screws (Qty. 4)



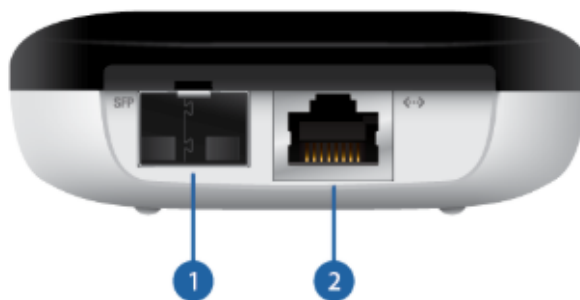
Screw Anchors (Qty. 4)

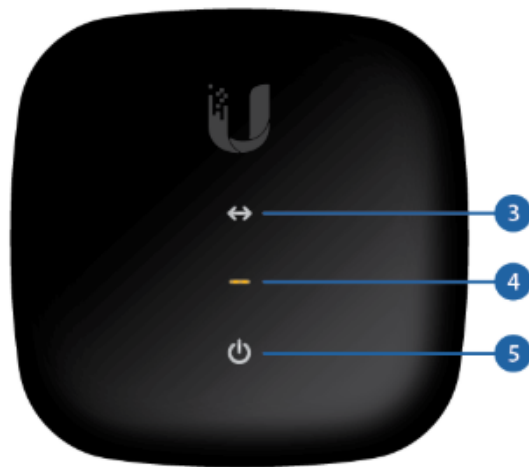
Installation Requirement

The UF-AE requires an active fiber SFP module and does not support passive GPON SFP modules.

Hardware Overview

Ports



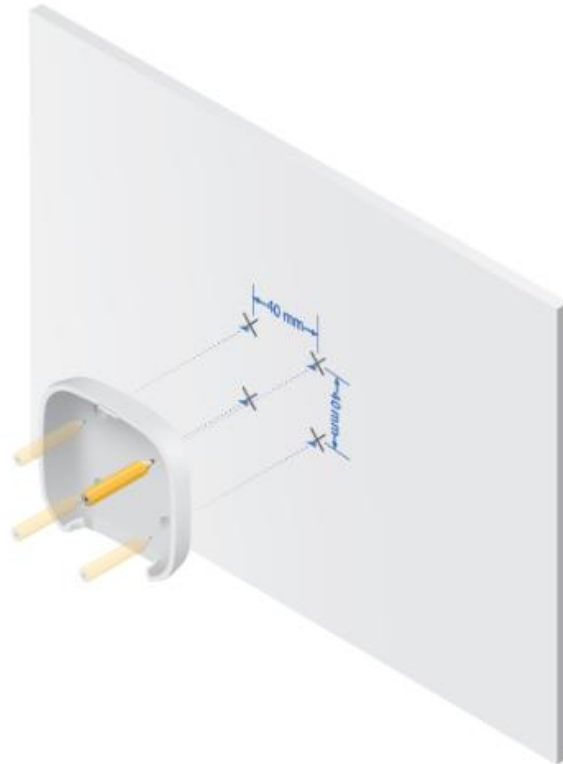


| 1 SFP Port | |
|--|---|
| The hot-swappable SFP port supports a 1 Gbps connection. (You can use an SFP+ module; however, the maximum speed is 1 Gbps.) | |
| 2 Ethernet Port | |
| The RJ45 Ethernet port supports a 10/100/1000 connection. To power the device, the port also supports 802.3af active PoE or 24V passive PoE. | |
| 3 Ethernet LED | |
| Off | Ethernet connection down |
| Amber | 10/100 Mbps Ethernet connection up Flashing indicates activity |
| White | 1000 Mbps (1 Gbps) Ethernet connection up Flashing indicates activity |
| 4 Signal LED | |
| Off | Optical signal present |
| Amber | Loss of optical signal Check the fiber cable for damage and ensure that it is properly connected on both ends. |
| 5 Power LED | |
| Off | Power off |
| White | Power on |

Hardware Installation

Wall Mounting


1.




2.



3.



4.




5.



Connecting Fiber

The UF-AE requires an active fiber SFP module and does not support passive GPON SFP modules.

 **Note:** You can use an SFP+ module; however, the maximum speed is 1 Gbps.

1.



2.



3.




Connecting LAN



Connecting Power




OR

-  Note: The airCube AC provides a 1 Gbps Ethernet connection and Wi-Fi connectivity with PoE passthrough, so it is the ideal complement to the device for CPE installations.



OR

-  **WARNING:** The switch port must comply with the power specifications listed in this Quick Start Guide.



Specifications

| UF-AE | |
|-------------------------|--|
| Dimensions | 76.5 x 76.5 x 26.4 mm (3.01 x 3.01 x 1.04") |
| Weight | 68 g (2.40 oz) |
| Networking Interfaces | (1) 1 Gbps SFP Port (1) 10/100/1000 Mbps RJ45 Port |
| Power Method | 802.3af PoE: (Pins 1, 2+; 3, 6-) 24V Passive PoE: (Pins 4, 5+; 7, 8-) |
| Power Supply | 802.3af PoE or 24V Passive PoE Device* |
| Max. Power Consumption | 1.5W |
| Supported Voltage Range | 16 to 57V |
| LEDs | (1) Ethernet (1) Optical Signal (1) Power |
| Operating Temperature | -40 to 60° C (-40 to 140° F) |
| Operating Humidity | 10 to 90% Noncondensing |
| ESD/EMP Protection | ± 12kV Contact/Air |
| Certifications | CE, FCC, IC |

* Power supply not included.

Safety Notices

1. Read, follow, and keep these instructions.
2. Heed all warnings.
3. Only use attachments/accessories specified by the manufacturer.



WARNING: To reduce the risk of fire or electric shock, do not expose this product to rain or moisture.



WARNING: Do not use this product in location that can be submerged by water.



WARNING: Avoid using this product during an electrical storm. There may be a remote risk of electric shock from lightning.



WARNING: CLASS 1 LASER PRODUCT - Do not look into the ends of the fiber optic cable or SFP modules while converters are powered.

Electrical Safety Information

1. Compliance is required with respect to voltage, frequency, and current requirements indicated on the manufacturer's label. Connection to a different power source than those specified may result in improper operation, damage to the equipment or pose a fire hazard if the limitations are not followed.
2. There are no operator serviceable parts inside this equipment. Service should be provided only by a qualified service technician.

Limited Warranty

ui.com/support/warranty

The limited warranty requires the use of arbitration to resolve disputes on an individual basis, and, where applicable, specify arbitration instead of jury trials or class actions.

Compliance

FCC

Changes or modifications not expressly approved by the party responsible for compliance could void the user's authority to operate the equipment.

This device complies with Part 15 of the FCC Rules. Operation is subject to the following two conditions.

1. This device may not cause harmful interference, and
2. This device must accept any interference received, including interference that may cause undesired operation.

This equipment has been tested and found to comply with the limits for a Class A digital device, pursuant to Part 15 of the FCC Rules. These limits are designed to provide reasonable protection against harmful interference when the equipment is operated in a commercial environment. This equipment generates, uses, and can radiate radio frequency energy and, if not installed and used in accordance with the instruction manual, may cause harmful interference to radio communications. Operations of this equipment in a residential area is likely to cause harmful interference in which case the user will be required to correct the interference at his own expense.

ISED Canada

CAN ICES-3(A)/NMB-3(A)

Australia and New Zealand



Warning: This equipment is compliant with Class A of CISPR 32. In a residential environment this equipment may cause radio interference.

CE Marking

CE marking on this product represents the product is in compliance with all directives that are applicable to it.



RoHS/WEEE Compliance Statement

Declaration of Conformity

Online Resources

